

HOMESTYLE

Thomasville Times-Enterprise

January 31, 2012

HOME
IMPROVEMENT
ISSUE

Refresh Your Home

Breathe Easy:

Checking Indoor Air

3 Ways to a

Better Bathtub

Q&A with DIY Network's

Jason Cameron



Jason Cameron

The DIY Network star gives tips on how to get off the couch, make a plan and fix that house

By **DAN RAFTER**
CTW Features

Licensed contractor and television star Jason Cameron knows how to fix just about anything inside (and outside) the home. He shows off his expertise as the host of "Man Caves" and "Desperate Landscapes" on the DIY Network. But he went through plenty of career and life changes before he settled into this gig: he's also worked as a personal trainer, actor and fitness model/spokesman for Men's Health magazine.

Cameron dishes about his career, his passion for the DIY life and ways to make that big upcoming home-improvement project less intimidating.

Q You're pretty much a home-improvement guru these days. Have you always been into the do-it-yourself lifestyle?

The whole home improvement thing has been a part of me for a long time, as long as I can remember. My dad was an electrician and he'd do roofing on the side. He introduced me to that type of work when I was still young. I grew up in upper Michigan, spending a

lot of my time outdoors. We heated our house by wood. This meant that we'd go out every fall and summer to cut down our trees for the wood.

As a kid, I hated it. As I grew older, I see that all that manual work has been a valuable lesson to me.

Q When did you make the move to the world of entertainment?

When I turned about 28 or 29 - I knew that I couldn't live in upper Michigan and pursue entertainment, so I went to New York. I ended up working as a fitness model, which was not my plan at the time. But fitness is the other side of my life, it's my other passion. It was a good way to make ends meet.

[Eventually,] I landed a part as a carpenter on "While You Were Out" for TLC. I was amazed to realize that I could be on a TV show doing what I loved to do. When "While You Were Out" was over, the DIY Network people introduced themselves to me. Since then, I've had a great relationship with them.

continued from page 2

Cameron

Q It seems that very few acting careers happen the way people plan them.

I went to school to be a cop. You never know where life is going to take you.

Q What do you enjoy so much about home improvement? Home-improvement projects are a real chore for some people.

A lot of people don't like working out, either, and I like that, too. I'm a very mechanical person. No joke, when I go to bed at night, I build stuff in my head. Then when I wake up, I draw it on paper. I'm just mechanically inclined. I love working with my hands. I love the act of bringing something from my imagination to fruition. That's a great feeling. I hope people get the opportunity to experience that, to create something, after they watch our shows.

Q What advice do you have for homeowners who get

around to completing their home-improvement projects?

I know that homeowners sometimes get nervous. They think they aren't skilled enough to complete a home-improvement project.

Homeowners should spend the most time on a project to plan it out. They need to sit down and do some research. What tools do they need? Write that down. Will you have to borrow or buy tools? Who do you need to hire to help you complete the project? If you don't have a plan, you'll end up wandering around aimlessly.

Q What can homeowners do to make themselves more comfortable with tackling home-improvement projects?

When you go into a home supply or hardware store and you have time on your hands, walk up and down the aisles. The more you familiarize yourself with the store, the more you understand where everything is and what they have, the less time you'll waste when doing the project.

To-Do List

Jason Cameron, DIY Network star and licensed contractor, gives a list of chores every homeowner should do after winter passes:

- Take a visual inspection of the roof. No need to get on top of it - use binoculars to get a good look from below. Any missing or cracked shingles or damage near the chimney needs to be fixed, or it will get worse with time.
- Inspect the gutters and downspouts. During the winter, they can pull away from the house.
- Look for cracks in the exterior walls, whether it's brick or siding.
- Make sure there is enough caulk around doors and windows.
- Take a walk around the entire house to visually inspect it for any worrying features that catch the eye.



**Ceramic Tile • Granite & Marble Tile
Slate • Laminate • Carpet • Hardwood
Heart Pine Flooring • Blinds
Solid Surface Countertops**

**Free Estimates
&
Consultations**

**Crittenden's Paint & Flooring
801 Smith Avenue
Thomasville, Georgia 31792
(229) 228-7600**

**Exciting New Merchandise
Arriving Daily....
Stop by today and
check us out!!!**



Quality Furniture at the Right Price!!!

229-226-9291

**1510 E. Pintree Blvd • Thomasville, GA
<http://southernheritagefinefurniture.com>**

The case for

carpet



Still hoping for hardwood? Green and modular options could make a homeowner consider carpet instead

By CATHY CASSATA
CTW Features

For those who prefer the plush pile of carpet beneath their feet, new materials and innovative adhesive provide modern options.

Matter of material

Nylon is the most durable of all carpet fibers,

according to Valerie Ottaviano, vice president of product design at Bentley Prince Street, Inc., a California-based carpet and rug company.

When it comes to purely natural materials like straw, sisal and wool, she urges consumers to think twice. "They look great but can


Please see **CARPET**, page 5

Town & Country
VINYL | HARDWOOD | CERAMIC TILE
Carpets
Factory Direct Prices

195 McLaughlin St.
Pelham, GA 31779

(229) 294-9357

Nelson Hurst
Owner



continued from page 4

Carpet

be tough to clean," Ottaviano says. Sisal rugs don't react well to water or cleaners, for example. "Something made with a solution dye may not be natural, but it can give you better performance, depending on your household."

Green is growing

Like all home industries, carpet makers are looking into sustainable options. Post-consumer nylon can be weaved back into new fibers.

"We can actually strip previously used carpet, shave off the top and put that back into a new fiber while still creating premium-quality carpet," Ottaviano says.

There's now carpet available that is made from yarn composed of used fishing nets. The production process is fed by different streams of post-consumer carpets, used fabrics and fishing nets together with industrial discards from all over the world. "This is really innovative, eco-friendly fiber and it looks gorgeous," Ottaviano says.

Mix and match

Modular carpet tiles make it easier for those who don't want to make a big, permanent decision about a large area. FLOR, a leading carpet tile company based in Chicago, has gained a lot

of momentum in the past few years for its ease of installation, maintenance and durability.

These carpet tiles can be arranged according to each person's preference for area rugs, runners or play areas.

This DIY solution may have a higher up-front cost, but the tiles are removable, washable and can be moved from home to home, which can make it a more cost-effective option.

Sticking points

It might be unpleasant knowing there's a bunch of adhesive under the carpet, so go ahead and ditch the glue. Some carpet tiles, like the FLOR system, connect to each other rather than the floor. Scott Coll, CEO of Austin, Texas-based Commercial Flooring Systems, says it's a faster and cleaner installation process.

"There's no adhesive involved. Instead you use a 3-inch-by-3-inch square that connects carpet tiles to each other in all four corners to create one massive rug," Coll says of FLOR's commercial counterpart, Interface FLOR Commercial. "You'd be amazed how many glue buckets you save by doing this, and it's an environmentally friendly system,"

he adds.

Another concern for the underside of carpets is the potential tripping hazard. Clint Schramm, vice president of marketing at Bentley Prince Street, Inc., suggests tapered rubber reducers, which are adhesively fused and mechanically



stitched to the carpet's edge to reduce the height of the carpet or area rug. This reduced edge eliminates tripping hazards and allows easy movement of wheelchairs.

"While these are mainly for rugs in buildings with high-traffic areas, they can certainly be used for any carpet or rug where an elderly person lives," Schramm says. "With the aging of America, these seem to be the way to go."



Perfect places for accent rugs

Add flare to your floors with tips from Tam Wimolvan Vidulich, Chicago-based artist and owner of Tam Wimolvan Vidulich Carpets.

Entrance way: While an accent rug is unexpected here, Vidulich says, "A round rug can create a mis-en-scène for the home. Here's the place to make a good first impression."

Hallway: Create a visual effect by "adding the right runner near strategically placed art or photos," Vidulich says. "It can transform a mundane transit space into your own mini gallery."

Living room: Tie the room together with color, texture and fabric. "Even the acoustical properties of the fabric help create an atmosphere that enhances the moment, whether it's a lively gathering with friends or a quiet evening with a book," she says.

Bedroom: Start the day with a warm welcome underfoot. "This often-neglected room deserves a little more love; after all, it is where we spend almost a third of our lives," Vidulich notes.



SERVPRO®

of Thomas, Colquitt & Grady Counties

229-236-1902

Let us help you start Spring Cleaning



Restoration:

- Fire, Smoke and Soot
- Water Removal and Dehumidification
- Mold Mitigation and Remediation
- Catastrophic Storm Response
- Move Outs and Contents Restoration
- Electronics and Equipment
- Document Drying
- Contents Claim Inventory Service

Cleaning:

- Air Ducts and HVAC
- Biohazard, Crime Scene and Vandalism
- Carpet, Upholstery, Drapes and Blinds
- Ceilings, Walls and Hard Floors
- Deodorization
- Service every 45 minutes

Mention this ad for 10% off Air Duct Cleaning. Call today for a free estimate.

Offer ends April 30, 2012



Independently Owned and Operated
Fire & Water - Cleanup & Restoration™

Like it never even happened.®

Easy cleaning essentials

Kick the chemical habit



By **LINDSEY ROMAIN**
CTW Features

Nothing says clean and green like everyday household items that double as cleaning supplies. When it's time for a quick and inexpensive scrub down, turn to these fridge and cupboard staples to get the job done without the hassle or chemicals of store-bought products.

Hydrogen peroxide

According to Karyn Maier, author of "The Naturally Clean Home: 150 Super-Easy Formulas for Green Cleaning" (Storey Publish-

Please see **EASY**, page 7



Complete kitchen and bath renovations from the design to the finished product.



Kenny Rodgers

Quality kitchens and baths at a reasonable price.



(229) 226-6543

(229) 403-2265



713514.com

continued from page 6

Easy

ing, 2008), peroxide can help remove rust stains from porcelain, which is a real plus for homes with high mineral content in their water. It also deodorizes.

"Bathing your dog in a mixture of hydrogen peroxide, baking soda and a squirt of natural liquid soap will break down thiols, the compounds that make the defensive spray of skunks have such staying power," Maier says.

Vinegar

Vinegar is great at dissolving dirty nuisances like soil, grease, soap scum and hard water deposits, according to Crissy Trask, contributor at green living website Green Matters.

Maier suggests mixing vinegar with lemon or lime juice to clean countertops and other surfaces. She also notes that white vinegar will remove grease stains and will reduce static cycling in the dryer.

Baking soda

Trask calls baking soda "mildly abrasive," adding

that it cleans, deodorizes and removes stains along with softening fabrics in the wash. Maier adds that combining it with white vinegar will further whiten a load of laundry.

Essential oils

Thyme essential oil will kill and prevent the growth of mold and mildew, according to Maier.

"Rosemary, basil, thyme and tea tree are just a few examples of oils with antibacterial and antiviral properties," she says. "And because you only need a few drops at a time, a small bottle goes a long way."

Citrus fruit

Fresh lemon, lime and grapefruit can be rubbed on cutting boards and other kitchen surfaces to sanitize. Trask notes that the acid in the citrus is great at cutting through grease, and Maier suggests throwing the remaining peels into the garbage disposal to kill bad odor.

Sodium

percarbonate

While it may be a little harder to track down, Trask suggests using sodium per-

carbonate as a bleaching method.

"It breaks down in water, oxygen and soda ash, it is not a carcinogen and it doesn't persist in the environment, so it is far preferable to chlorine bleach," she says, but also points out that it's very harmful if swallowed and can cause irritation to the eyes and skin.



State Farm®

Providing Insurance and Financial Services
Home Office, Bloomington, Illinois 61710



Stephen Gainous, Agent

131 N. Madison Street, PO Box 2776
Thomasville, GA 31799-2776
Bus: 229-226-7656 Fax: 229-226-4592



Like a Good Neighbor. State Farm is There®

CARTER-WILKES

HEATING & AIR CONDITIONING

Specializing in New Installation & Repairs

Ga Reg#
CNO01640



turn to the experts

Financing Available
377-1068

719492aw



Brittanney Mills, RN
Owner/Administrator

We provide homecare services to senior citizens, persons with disabilities, and those recovering from an illness, hospital stay, or surgery.

Services Include:

- Bathing, Grooming, and Hygiene Assistance
- Mobility Assistance, Transferring and Positioning
- Transportation and Shopping
- And More...

229-236-2273 ~ www.rosecityseniorcarellc.com

719350ev

TOP SOURCE, LLC

formerly Kitchenstone

REPAIR & RESURFACING ON EXISTING COUNTER TOPS.

PERFECT FOR THAT SMALL REMODELING JOB OR FOR THAT DO-IT-YOURSELFER!!

CALL
850-545-2499



Waiting to Inhale



By **DAN RAFTER**
CTW Features

Persistent cough? Always sneezing? Having trouble concentrating or sleeping? There's plenty of reasons this could happen, but it shouldn't be because of the air you breathe, which is something that any homeowner can take steps to control.

Alanna Levine, a pediatrician in New York, sees plenty of children with persistent coughs and sneezes

that result from poor indoor air quality. Some are miserable enough that they can't complete their homework or struggle to focus in school.

Parents usually assume that their children are suffering from bacterial infections when the real culprit is closer to home: In fact, it is the home.

"It can take a long time to convince parents that their children could be coughing because they're allergic to something in the air in their bedrooms or liv-

ing rooms," Levine says.

It could be as obvious as cigarette smoke or as hidden as mold or mildew. "People develop allergies at all points in their lives," she says. "For parents, realizing this can force them to make a big investment in changing the way they think."

The good news is that people can take simple steps to improve the air quality inside their homes. The bad news? The air quality in most residences is probably far worse than it is outside.

Laura Dellutri, a home and lifestyle expert for *The Daily Buzz*, a syndicated morning TV show, points to a study from the Environmental Protection Agency that says air pollution is often two to five times worse indoors than it is outdoors.

"The air in your home is compromised by indoor air pollution minute by minute," says Dellutri, known as the Healthy Housekeeper on the show. "When you walk in from a day outdoors, your clothes

Breathers, beware! The air inside your home could need some serious cleaning. Here are the top 5 culprits

are covered in allergens, as is your hair. Add in a garage door left open and windows open, and allergens stay put in your home."

Fortunately, homeowners can take some simple steps to lessen or eliminate five common sources of indoor air pollution.

CIGARETTE SMOKE:

Levine points to cigarette smoke as the most irritating form of indoor air pollution.

Eliminating this is easy: Homeowners simply should never smoke inside their residences, she says. Cigarette smoke has a habit of lingering in a home's carpeting, bedding, furniture and walls.

DUST MITES:

Another common cause of poor indoor air quality is dust mites. These critters are microscopic. And it's not the mites themselves that cause people to sneeze, tear up or cough – it's the excrement they leave behind. These dust mite pellets trigger asthma and allergy symptoms. Because they can't be seen, dust mites enjoy living in bedding, stuffed animals and furniture, undetected by homeowners.

One way homeowners can cut down on this microscopic population is by keeping their residence's

humidity levels between 30 to 50 percent with a good humidifier. Homeowners also can cover their beds and box springs with allergen-proof coverings.

PETS: Pets, too, are a common cause of indoor air pollution. The best solution is often a painful one; those who are allergic to pets, or who have children who are, might have to part with their furry companions.

If the allergies aren't too severe, pet owners can lessen the allergic impact by making sure their pets stay off the furniture and beds and by bathing them more frequently.

MOLD/MILDEW:

Tony Abate, vice president of operations at AtmosAir Solutions in Fairfield, Conn., says that mold and mildew can cause air quality problems. Mold and mildew usually pop up because of moisture problems, so it's important to keep homes dry, especially in basements, crawl spaces and other areas susceptible to moisture.

Abate, a certified indoor environmentalist, recommends that homeowners make sure their downspouts and gutters are working properly, that the grading of the land outside their homes slopes away from their residences and that they stock a dehumidifier in their basements.

continued from page 8

Inhale

CARPET:

Dick Gebhart, technology manager for Owens Corning, a global building-materials provider, points to carpeting as a fifth culprit. Carpeting can prove an irresistible home to dust mites and chemicals that cause people to sneeze and cough. "I don't think a lot of people are aware of indoor air pollution. They think that air pollution comes from the outside," Gebhart says. "They don't think about the impact that their furniture, their carpeting or even their electronic devices have on the quality of the air inside their homes."

Gebhart recommends that homeowners replace old carpeting. They also can invest in a vacuum cleaner with a high-efficiency particulate air —

HEPA — filter. This filter prevents vacuums from kicking up an abundance of dust.

Homes are built differently today, Abate says. Construction is tighter. This means that indoor air pollution is a more serious problem: Tighter homes increase the chances for mold, and they make it less likely that odors and allergens will simply drift away.

This is why it's so important for homeowners to take the relatively simple steps to eliminate the most common sources of indoor air pollution.

"Things are getting bottled up and concentrated in new homes," Abate says. "A lot of people find that they feel better when they leave their homes. You don't want to have this type of sick-building syndrome."

Before You Lay Your Head Down

Homeowners can provide relief for family members with allergies by purchasing anti-allergy bedding and pillows. Here's a three-step guide to purchasing these bedding materials:

1 Nonporous fabrics provide the best protection against allergens, though some complain that these fabrics also become overly hot. Microfiber polyester fabrics also will do the job and usually provide a more comfortable sleeping environment.

A tightly woven cotton fabric also is a good choice. The good news is that manufacturers are happy to advertise when their bedding products qualify as anti-allergy, so they aren't too difficult to find.

2 Homeowners who purchase anti-allergy sheets and coverings should make sure that these products completely cover beds.


This includes not only the mattress,



but a bed's box springs and pillows.

3 Homeowners shouldn't dampen the effectiveness of their anti-allergy bedding by making the

mistake of letting their pets sleep on the beds that these coverings are protecting. Pets are a prime source of allergies in a home.



Latex is anti-microbial, mildew proof and dust mite resistant, making it perfect for respiratory allergy sufferers.

complete comfort

for the mind, body & soul




TEMPUR-PEDIC

**Full line of Anti Allergy Bedding & Pillows.
We Sell 100% latex
mattresses**

**Thomasville Bedding
Company**
(229) 226-8650

**14606 Hwy 19 South
Thomasville, Georgia**
www.thomasvillebedding.com

3 ways to a better bathtub

By **BETTINA CHANG**
CTW Features

Whether it's grimy, chipped, discolored or simply the wrong style, an old bathtub can be made to look as good as new. First, you might opt for a deep cleaning, but if that doesn't do the trick, try one of these three methods.

Resurface it

You may have seen the infomercials on late at night, but how much do you really know about resurfacing a bathtub? This product, also known as a bath liner or bath fitter, is created to match the dimensions of your tub and is placed directly on top of the existing area.

Resurfacing covers up any ugly remnants of the tub without requiring the work of completely removing it. "Our product is 100 percent acrylic and the walls are all one piece, so if you have mold or mildew issues, we would get rid of all of it and then put a liner over the existing [tub]," says Saiema Quadri, an event manager at Montreal-based Bath Fitter.

Bathtub resurfacing companies are increasingly adding options like grab bars, graphic art and other bathroom accessories at-



tached to the liners. Bath Fitter, which operates in Canada and the U.S., offers an online tool where customers can design their own bathroom remodel virtually.

One sticking point for the bath liners is that customers can get overeager to jump in their new shower or tub. "If people don't follow directions to let the product sit so the adhesive can stick to the wall, something might pop off a little bit," Quadri says, "but we'll go in and fix that."

Search for bath liners or fitters for resurfacing com-

panies in your area.

Pros:

- Cheaper than replacing the whole tub
- No caulking in the liner so it resists the problems of bathroom tiles
- Can be customized to turn a bathtub into a shower with a seat, etc.

Cons:

- If the product develops a crack, water will get between old bathtub and liner, creating problems

- In some cases, plumbing may need to be changed, which may require a permit

and a licensed plumber

Refinish it

There are two ways to talk about refinishing a tub. For an easy fix to a small problem, there are DIY products that can repair cracks and chips in a tub if it is made of acrylic or fiberglass/gelcoat.

For a full overhaul, though, refinishing is an inexpensive way to make a big difference in the appearance of a bathtub. "It's about being able to bring your bathroom up to date on

a reasonable budget," says Jim Pierce, senior account executive at Chicago-based Beautiful Finishes.

Refinishing typically involves first coating the existing surface in a base solution, sometimes known as an etching solution, which makes it easier for the new surface to adhere. Then a primer and topcoat are added. After the tub is refinished, it could take anywhere between four hours to seven days before it is ready for use.

Pierce says many of his customers have tubs with

the bright retro colors of the '60s and '70s and want to neutralize the colors to prepare a house for sale. Finishes are available in a variety of colors to match with bathroom décor. Other common customers are landlords who want to make their properties more appealing to renters, according to Pierce.

The typical bathtub refinishing job, Pierce says, is about \$300, though it can vary depending on the type of material, size of the tub

continued from page 10

Tub

and other considerations.

Pros:

- Usually the cheapest option
- No need to redo plumbing
- While you're at it, you can refinish tiles and countertops, too

Cons:

- Many abrasive chemicals are involved in this process; each company has its own claims to how safe the chemicals are
- Cannot change the size/shape/functions of the tub

Replace it

If you've got cash to burn and want to make a major change, you're better off completely replacing your tub. For instance, for those who want to add luxury features like massage jets, effervescence, built-in lighting and aromatherapy, a full replacement is the right choice.

"It depends on personal preference," says Aaron Hoegle, merchandising director in fashion plumbing of Lowe's home improvement stores. "Do they want a new experience? What's the motive?"

A new tub can accommodate specific requirements, like accessibility, the desire for a different style tub, high-tech features or green



materials.

For an aging home, Hoegle recommends a Kohler tub with a side that raises and lowers and is still customizable with bells and whistles that homeowners want. He cites accessibility as a growing concern for consumers looking to buy bathtubs.

Delta has also released a new tub, he says, that is made with low-emitting product for a healthier indoor environment. "It's exciting because it's an acrylic material for a fraction of the typical acrylic price," Hoegle says.

While he says that refin-

ishing and resurfacing are viable options for many homeowners who are looking for a cheaper option, it all depends on the current tub and the customer.

Pros:

- Get the tub with the features you want
- See the final product at the store before you buy
- Long-lasting

Cons:

- Removing and installing requires professional help unless the homeowner is particularly handy
- In most cases, this is the most expensive option

TUBZ PLUS LLC


Where The + Means Service!



Why Wait?

12 Months Same as CASH
NO Down Payment - NO Interest - NO Payment

YES Transformed Bath!



Bath Transformations
 in as little as 1 Day!


226-6388

www.tubzplus.com

- Acrylic Tub/Walls
 - Tub to Shower Conversions
 - Walk-In Bath Tubs
- And much much more!

* offer applies to select products & services. Subject to approval. Offer valid for a limited time only

719000amv



TAX REFUND SALES EVENT...

onyx collection
2 group options
7 pieces **\$1298**
reg. \$1439.65



MARKED TO MOVE!
save over **\$141** sofa \$399.95

option 1: 884314
7 pc includes:
91" sofa, 68" loveseat,
ottoman, 2 end tables
& 2 table lamps

option 2: 884315
7 pc includes:
91" sofa, 68" loveseat,
cocktail table, 2 end
tables & 2 table lamps



great value
twin/full **\$699.85** cabin retreat collection loft stairbed
compare at \$899.95



\$699.95 forrester collection twin/full loft bed



\$999.95 kemper collection
7 pc includes: table 56" x 56" x 36",
4 counter chairs & 2 benches

Legends Ultra Duvet Mattress Sets **ON SALE NOW!**

Queen Set ONLY \$999.95 reg. \$1499.99 sale \$1299.99

King Set ONLY \$1399.95 reg. \$1999.99 sale \$1699.99

PLUS FREE Memory Foam Pillow

SAVE an additional \$300 off of our already low sale prices!

<p>PHILIPS</p> <p>SAVE \$60 32" LCD HDTV \$229.95</p> <p>32" LCD HDTV \$379.95 reg. \$439.95</p> <p>40" LCD HDTV \$649.95 reg. \$749.95</p> <p>46" LCD HDTV \$799.95 reg. \$899.95</p> <p>55" LCD HDTV \$1399.95 reg. \$1599.95</p>	<p>SAMSUNG</p> <p>SAVE \$70 43" plasma HDTV \$649.95 reg. \$719.95</p> <p>51" plasma HDTV \$799.95 reg. \$869.95</p> <p>46" 14:9 LCD HDTV \$1099.95 reg. \$1199.95</p>	<p>LG</p> <p>SAVE \$70 42" LCD HDTV \$699.95 reg. \$769.95</p> <p>42" LCD HDTV \$799.95 reg. \$869.95</p> <p>47" LCD HDTV \$899.95 reg. \$969.95</p>	<p>LG</p> <p>42" LCD HDTV \$849.95 reg. \$919.95</p> <p>47" LCD HDTV \$999.95 reg. \$1069.95</p> <p>55" LCD HDTV \$1299.95 reg. \$1369.95</p>
--	---	---	--

ZENITH SAVE \$300 60" plasma HDTV \$1299.95 reg. \$1599.95

Get ready for the BIG GAME!

DELL wireless printer & laptops SAVE \$50 wireless printer \$199.95 reg. \$249.95

all-in-one 23" desktop computer SAVE \$100 \$799.95 reg. \$899.95

Badcock & more

HOME FURNITURE

Jay Evans, Owner

THREE LOCATIONS TO SERVE YOU

350 Liberty Street
Thomasville, GA
229-226-1776

2961 US HWY 84 E
Cairo, GA
229-377-3497

35 N. Scott Street
Camilla, GA
229-336-0486